

Protein S Deficient Plasma - English

INTENDED USE

Lyophilized, human citrated plasma deficient for Protein S, for any protocol or research study where a source of human Protein S deficient plasma is required. The results obtained should be for research purposes only and not used for patient diagnosis or treatment.

SUMMARY

Protein S is a vitamin K-dependent glycoprotein produced in the liver, endothelium and megakaryocytes. In plasma Protein S acts as a cofactor in the anticoagulant activity of activated Protein C. A deficiency of Protein S (quantitative or qualitative) is a risk factor for vascular thrombosis. Protein S binds to activated Protein C (APC) in the presence of calcium and negatively charged phospholipid surface to allow APC to proteolytically inactivate coagulation cofactors Va and VIIIa. In plasma, approximately 60% of Protein S circulates in non-covalent complex with C4bp, making it unavailable for APC cofactor activity.

REAGENTS

The Protein S Deficient Plasma contains:

	Reagent / Content	Description
2 x 1 mL	Protein S DP	Human plasma, lyophilized, deficient for coagulation Protein S

Material required (not supplied with the kit)

- Distilled water
- Precision pipettes (1000 µL)

Warning and precautions

- RUO for research use only.
- This kit is intended for use by personnel trained in laboratory procedures and universal precautions for the use of chemicals and potentially biohazardous substances.
- All human blood or plasma products as well as samples must be considered as potentially infectious. They have to be handled with appropriate care and in strict observance of safety regulations. The rules pertaining to disposal are the same as applied to disposing hospital waste.
- Deficient plasma is made from human blood and any individual plasma involved in the procedure is HbsAg, HIV 1/2 Ab and HCV-Ab-negative as tested by FDA approved or CE marked methods. However, all human blood products should be handled as potentially infectious material.
- Get a Material Safety Data Sheet for this product from www.technoclone.com.

Stability and storage

The expiry date printed on the labels is only applicable to storage of the unopened containers at 2...8 °C.

Stability opened/ in use:

Reagent	18...25 °C	2...8 °C	< -20 °C
Protein S deficient plasma	8 hours	8 hours	2 months

TEST PROCEDURE

Preparation of reagents

Before starting, all required components are to be brought to room temperature.

When reconstituting Protein S deficient plasma avoid foaming.

Reconstitute each vial of the lyophilized Protein S Deficient plasma with 1 mL of distilled water. Replace the stopper and swirl gently. Make sure of the complete reconstitution of the reagent. Keep the reconstituted reagent for 30 minutes at room temperature. Invert to mix before use. Do not shake. Reconstituted components are clear to slightly turbid.

When freezing Protein S deficient plasma, the minimum volume should be 150 µL!

PERFORMANCE CHARACTERISTICS










Protein S deficient plasma has been tested for a protein S activity content of less than 3 % (0.03 IU/mL). Other coagulation factors are found between 50 % (0.5 IU/mL) and 150 % (1.5 IU/mL) of the respective activity. The fibrinogen content is > 1.5 g/L.

LITERATURE

Please contact Technoclone www.technoclone.com or your local distributor.

EDITORIAL NOTE

This document is available in several languages. The translations have been done using the master document in English. In the event of doubts or discrepancies, the wording in the master document in English shall take precedence.

 Manufacturer	 lot
 Storage temperature	 Consult instructions for use
 Expiry date	 Catalogue number
 Biological risk	 Global Trade Item Number
	 Research Use Only